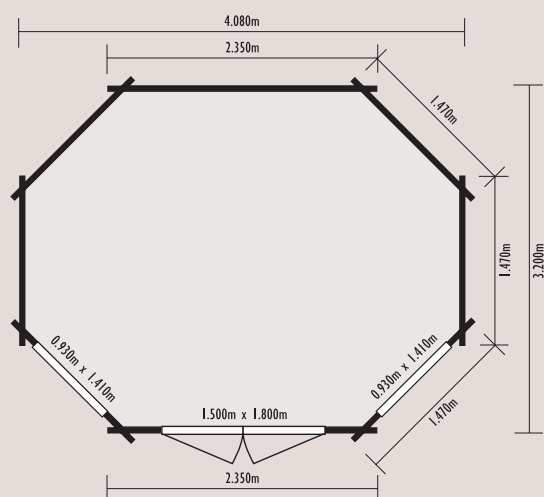














kulma



Please note: the floor and ceiling are finished in exterior graded board.
For further details please ask your stockist.

| Dimensions | Internal | External (excl. overhangs) |
|--------------|---------------------|----------------------------|
| Width | 3.884m | 4.080m |
| Depth | 3.004m | 3.200m |
| Ridge Height | - | 3.010m |
| Area | 10.65m ² | 11.45m ² |

| STANDARD FEATURES | | | | |
|---------------------------------------------------------------------------------------------------------------|-------------------------------------------------------------------------------------------------------------------|----------------------------------------------------------------------------------------------------------|--------------------------------------------------------------------------------------------------------|---------------------------------------------------------------------------------------------------|
|  28mm Log thickness |  Square roof shingle tiles |  Perspex glazing | | |
| OPTIONAL EXTRAS (SEE PAGES 32-33) | | | | |
|  Extension kit* |  Underfloor heating kit |  Flooring pack |  Guttering kit |  Security |
|  Wood stain & protector |  Sauna A, B, C | | | |

*Please note: the extension kit can be used on the back wall only.